

# 2023


BASS BAY SKIFF CRAPPIE HUNTING CATFISH

## CATALOG



**xpress boats**  
we build excitement





# xpress boats



## BASS SERIES

- Xklusiv Pro Bass ..... P. 8-9
- Hyper-Lift Bass ..... P. 10-11
- Xplorer Bass ..... P. 12-13

## BAY SERIES

- X-Bay/X-Bay Lounge ..... P. 16-17
- Hyper-Lift Bay ..... P. 18-19
- Hyper-Lift 190 Bay ..... P. 20-21
- Shallow Water Bay ..... P. 22-23
- Xplorer CC ..... P. 24-25



# THE ORIGINAL

It is astonishing what an innovative spirit can do when faced with a challenge. Instead of just going with the flow, Mr. Kermit Bryant, the founder of Xpress Boats, developed an innovative building solution that set the standard in the aluminum boat industry. Since 1966, countless generations of anglers and hunters have placed their trust in Xpress Boats. Our outstanding construction techniques, known as the Xpress Difference, perfectly melded with performance, style, and durability, give rise to boating perfection. This year, an Xpress boat won the Bassmaster Classic and made history for being the first aluminum boat to take this coveted title! The success of Xpress is within your reach through our budget-friendly 2023 lineup of bass, bay, skiff, crappie, catfish, and hunting series boats. Are you ready to step up to the next level of innovation with Xpress Boats?



## SKIFF SERIES

Skiff ..... P. 28-29



## CRAPPIE SERIES

Xlusive Pro Crappie ..... P. 32-33  
Hyper-Lift Crappie ..... P. 34-35



## HUNTING SERIES

Hyper-Lift Duck Boat, XTS, Bayou,  
HD Duck Boat & DBX ..... P. 36-37



## CATFISH SERIES

Xplorer Catfish ..... P. 40-41

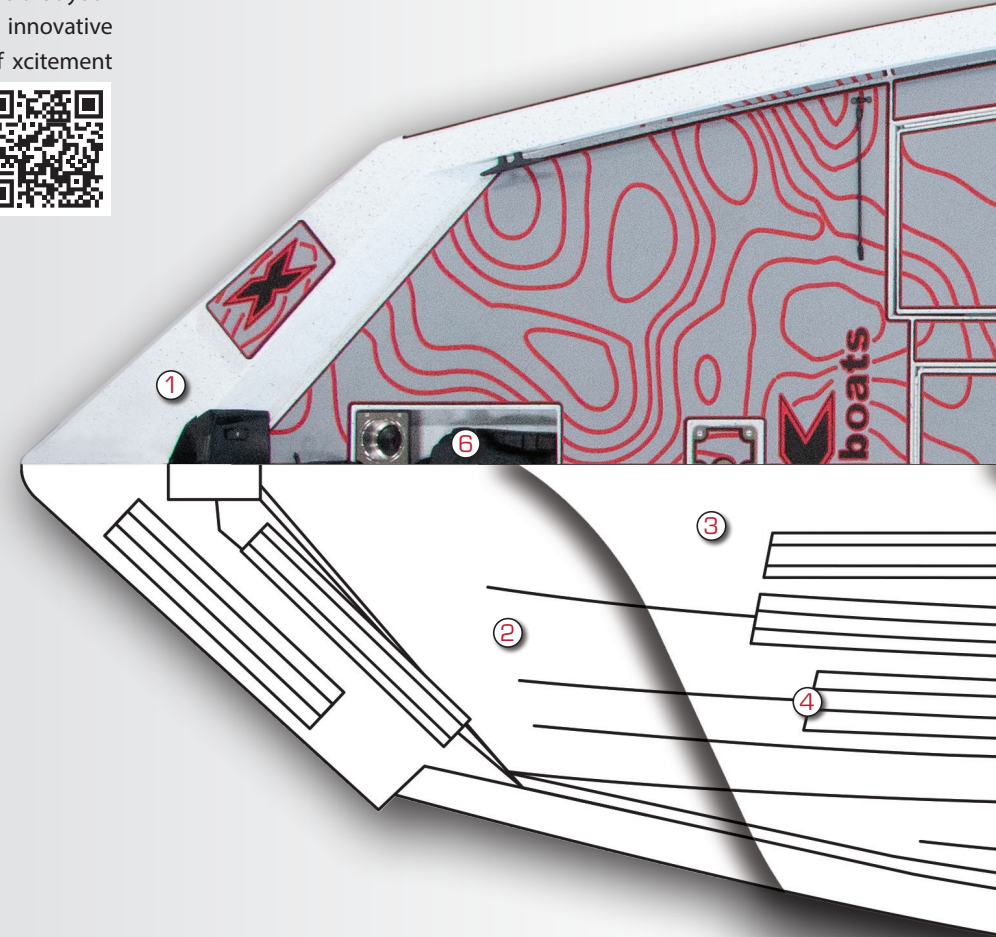


# WHY XPRESS?


Xpress Boats, creator of the original all-welded aluminum boat, understands that your time is valuable and we appreciate your interest and investment in our innovative product. With care and maintenance, you will experience decades of excitement with your Xpress craft. Whether it's our pioneering Hyper-Lift Hull or the exceptional performance of every one of our boats, the reasons for choosing Xpress are clear. To find out more, scan the code or visit [www.xpressboats.com/why-xpress](http://www.xpressboats.com/why-xpress).



- Family Owned and Operated
- Unparalleled Construction
- Pioneered the Hyper-Lift Hull
- Xtreme Engineering
- Xceptional Performance
- Elite Proven
- Lifetime, Transferable Structural Warranty
- Xclusive Partnership with Yamaha
- Dealer Network
- #1 Selling 20-Foot Aluminum Pad Hull Bay Boat
- Highest Resale Value in the Market



## CROSS SECTION: XPRESS HULL AND FLOORING







# THE XPRESS DIFFERENCE

No two boats are created —or built— the same. They may both have an attractive exterior covered with shiny metallic paint, but the hull design, structural support, and substrate can vary drastically. From our pioneering design to our innovative construction techniques, each component of our all-welded aluminum boats comes together to deliver The Xpress Difference. To learn more, visit [www.xpresboats.com/xpress-difference](http://www.xpresboats.com/xpress-difference) or scan the code.



- ① The Original All-Welded Aluminum Boat
- ② The Finest Aluminum
- ③ Handcrafted Welding
- ④ High-End Hull Construction
- ⑤ Painting & Curing Process
- ⑥ Best-in-Class Components

Also Includes  
• BackTrack Trailers



**HIGH-PERFORMANCE**

# BASS PURSUING MACHINE



[XCLUSIVE PRO BASS SERIES / HYPER-LIFT BASS SERIES / XPLOER BASS SERIES]

When building an Xpress Bass Boat, our focus is simple: performance and safety. Performance that gets you to and from your fishing destination quickly, comfortably, and most importantly, safely. At Xpress Boats, we build excitement. The excitement is not limited to the boat ride: it continues once you reach your destination. Spacious storage for all of your fishing equipment, huge casting decks to offer one of the finest, most comfortable fishing platforms on the market, and accessories to ensure you have a place for all of your fishing needs. These are all reasons the Xpress Xclusive Pro Series is chosen by top professional anglers like Bill Lowen and Caleb Sumrall — and reasons you should settle for nothing less than Xpress.



Scan this code with your  
smartphone to explore  
the **Xpress Bass Series**





 **YAMAHA**



**XPRESS BOATS**  
**MAKES HISTORY**  
**AT THE CLASSIC!**



Photo by: James Overstreet





## WELCOME TO THE FUTURE

What an incredible year it has been for Xpress Boats, with back-to-back Elite team wins in 2021, followed by a championship win at the 2022 Bassmaster Classic, and another blue trophy one month later at Chickamauga Lake. Xpress Boats boasts the first aluminum boat to win the Classic. These victories proved that the original all-welded, high-performance aluminum boat can compete and win on the biggest stage of fishing, a field previously dominated by fiberglass boats. The success of professional anglers revolves around having a durable, shallow drafting, high-performance fishing platform that can get them to the fish and back to the ramp safely, which is just what the X21Pro does.

Whether you are a tournament angler, professional guide, or just love fishing, you can reap the benefits of years of engineering refinement built into our Xclusive Pro Bass Series. Are you ready to join the Xpress family?



**STANDARD FEATURES**

Hyper-Lift Hull  
 Full Front Deck Design  
 Choice of Paint and Xtreme Coat Liner  
**NEW** X-Wing Fiberglass Console w/Graph Recess  
 Tinted Windshield  
 Remote Battery Switch  
 Remote Livewell Drain  
**NEW** 2 Built in Cupholders w/Storage in Cockpit  
 Lift Arms on Lids (X19 & X21)  
 High Performance Package (X19 & X21)  
 Fish Ruler  
 Storage Liner Boxes in Rear Storages  
 Day Box in Front Deck Storage (X21)  
 Built in Cooler Step w/SeaDek Pad  
 SeaDek Lid Sound Dampners  
 Seat Box w/ Storage & Center Cooler  
**NEW** Slam Latches on Livewell Lids  
**NEW** Recessed Bow Light  
 Built in Large 40 Gal. Fuel Tank (X19 & X21)  
 Xclusive Graphics  
 Flush Mount Controls  
 Recessed Trolling Motor Foot Well w/SS Tool Holder  
 SeaDek Step Pad on Bow  
 Xtreme Coat Under Lids and in Seat Box  
 All-Welded Construction  
 Longitudinal Rib Construction Console  
 Unibody Injected Foam Construction  
 1 Butt Seat w/ Adjustable Pro Pole  
 1 Fold Down Fishing Seats with 13" Extensions  
 Front Deck Lockable Storage Boxes  
 2 Storage Boxes in Rear Deck  
 Trim Switch on Bow  
 Thru Transom Hydraulic Hose Fittings  
 8 Gauge Trolling Motor Harness  
 Hydraulic Steering (150 HP or Less) (X19 & X21)  
 Port Side Xclusive Rod Organizer (X19 & X21)  
 Recirculating Livewell in Rear Deck  
 Bilge Pump  
 Tuck & Roll Driver and Passenger Seats w/Storage Box  
 Humminbird Helix 7 Chirp MSI Flush Mounted in Console  
 High Speed Transducer w/Splitter Cable  
 Minn Kota Max 70 52" Trolling Motor  
 Minn Kota 2 Bank Charger  
 Tach, Trim, Fuel and Water PSI Gauges  
 BackTrack Single Axle Aluminum Trailer w/Alum. Wheels

	X21 PRO	X19 PRO	X18 PRO
<b>Length</b>	21'	19'	18'
<b>Bottom</b>	67"	67"	67"
<b>Beam</b>	95"	95"	95"
<b>Sides</b>	22"	22"	22"
<b>Transom Height</b>	22"	22"	22"
<b>Fuel Tank Capacity</b>	40 gal.	40 gal.	36 gal.
<b>Approx. Weight</b>	1,580 lb.	1,390 lb.	1,187 lb.
<b>Max Wt./Per/Mo/GR</b>	1,800 lb.	1,700 lb.	1,400 lb.
<b>Total Wt. Per Cap</b>	4/775 lb.	4/700 lb.	4/700 lb.
<b>Aluminum - 5052 Gauge</b>	0.125	0.125	0.125
<b>Maximum HP</b>	150-250*	150-200*	115-150*
<b>Overall Package Length</b>	26'10"	24'2"	23'2"
<b>BackTrack Trailer Model</b>	AW21-A	AW19-A	AW18-A

- 6" jack plate is recommended for all engines 150 HP and above
- Higher horsepower rating requires hydraulic steering purchase\*
- Overall package length includes trailer and engine
- All measurements are approximate
- Photos may include optional equipment



**X21 PRO**  
 Shown w/optional  
 Appearance Pkg.

**X19 PRO**  
 Shown w/optional  
 Appearance Pkg.

**X18 PRO**  
 Shown w/optional  
 Appearance Pkg.







# XCLUSIVE PRO BASS SERIES


XCLUSIVE SAYS IT ALL, THE BEST OF THE BEST

[X21 PRO / X19 PRO / X18 PRO]

If you've made the decision to pick up this brochure, you've taken the first step in joining an exclusive group of fishermen. You understand that one of the finest-performing fishing solutions on the water today is within your reach. Looks, fishability, storage, comfort, and – most importantly – performance are what you'll find in the Xpress Boats Xclusive Pro Bass Series.



*“One of the biggest questions I get asked is why I switched from glass to aluminum? My answer is always “why not.” I get the performance and the confidence that I demand. I have sacrificed nothing!! Fish confident, fish Xpress!”*  
- BILL LOWEN: BASSMASTER ELITE ANGLER





	H18	H17
<b>Length</b>	17'10"	17'
<b>Bottom</b>	67"	67"
<b>Beam</b>	93"	93"
<b>Sides</b>	22"	22"
<b>Transom Height</b>	22"	22"
<b>Fuel Tank Capacity</b>	18 gal.	18 gal.
<b>Approx. Weight</b>	1,215 lb.	1,165 lb.
<b>Max Wt./Per/Mo/GR</b>	1,488 lb.	1,397 lb.
<b>Total Wt. Per Cap</b>	4/673 lb.	4/540 lb.
<b>Aluminum - 5052 Gauge</b>	0.125	0.125
<b>Maximum HP</b>	115	90
<b>Overall Package Length</b>	23'2"	22'2"
<b>BackTrack Trailer Model</b>	AW18-A	AX17-A

- Higher horsepower rating requires hydraulic steering purchase\*
- Overall package length includes trailer and engine
- All measurements are approximate
- Photos may include optional equipment

#### STANDARD FEATURES

- Hyper-Lift Hull
- Choice of Charcoal, White, Silver, Gulfsand or Camo Paint
- Xtreme Coat Liner
- SeaDek Liner on Decks
- Soft Sided Cooler w/Logo
- All-Welded Construction
- X-Wing Fiberglass Console & Tinted Windshield
- Longitudinal Rib Construction
- Unibody Injected Foam Construction
- Recessed Trolling Motor Foot Well w/SS Tool Holder
- 1 Fold-Down Fishing Seats w/13" Extensions
- 1 Butt Seat w/Adjustable Pro Pole
- Xtreme Coat Under Lids and in Seat Box
- Front Deck Lockable Storage Boxes w/Liners
- 2 Rear Deck Boxes w/Tackle Tray Storage
- 8 Gauge Trolling Motor Harness
- Aerated Livewell in Rear Deck
- Bilge Pump
- Tuck & Roll Driver and Passenger Seats w/Storage Box
- NEW** SeaDek Center Seat
- Humminbird Helix 5 Graph
- Minn Kota 45 Edge Trolling Motor
- 2 Bank Charger
- Lockable Rod Box
- Tach, Trim, Fuel and Water PSI Gauges
- BackTrack Single Axle Aluminum Trailer w/Aluminum Wheels



**H18**  
Shown w/Cappuccino  
SeaDek



**H17**  
Shown w/optional  
Appearance Pkg.

**SeaDek**  
MARINE PRODUCTS

*"The features I like most on my Xpress H17 bass boat are the wide deck, the Xtreme coat liner, and the SeaDek because of how easy it is to clean off after a day on the water."*

- HENRY FROM TEXAS

*"The aspect I love most about my Xpress H18 is the padded hull. The ride on this boat is incredible! It's so smooth and stable, unlike other aluminum boats."*

- BRYAN FROM KENTUCKY

*"My favorite components on my Xpress H17 Hyper-Lift Bass are the storage, big fishing deck, and the SeaDek flooring."*

- DERRICK FROM MISSOURI



# HYPER-LIFT BASS SERIES

HIGH-PERFORMANCE, COST EFFECTIVE XCITEMENT

[H18 / H17]



What happens when you take the finest padded hull design in the industry, add years of innovation, and combine it with essential features at an economical price? You get the new Hyper-Lift Bass Series. Available in 17 and 18-foot lengths, this boat has an ergonomically designed interior with awesome standard features and a sleek, superbly appointed, open floor plan that will provide you with years of excitement. Fast, dry, pad hull design will get you to and from your destination safely and most certainly quickly!





	XP200	XP180	XP170
<b>Length</b>	20'3"	18'	17'
<b>Bottom</b>	67"	60"	60"
<b>Beam</b>	95"	86"	86"
<b>Sides</b>	26"	24"	24"
<b>Transom Height</b>	22"	21"	21"
<b>Fuel Tank Capacity</b>	18 gal.	18 gal.	18 gal.
<b>Approx. Weight</b>	1,261 lb.	1,045 lb.	920 lb.
<b>Max Wt./Per/Mo/GR</b>	1,900 lb.	1,300 lb.	1,200 lb.
<b>Total Wt. Per Cap</b>	8/1,128 lb.	4/564 lb.	4/564 lb.
<b>Aluminum - 5052 Gauge</b>	0.100	0.100	0.100
<b>Maximum HP</b>	115-150*	90	70
<b>Overall Package Length</b>	25'	23'6"	23'6"
<b>BackTrack Trailer Model</b>	AWHD20	AWHD17	AWHD17

- Higher horsepower rating requires hydraulic steering purchase\*
- Overall package length includes trailer and engine
- All measurements are approximate
- Photos may include optional equipment

#### STANDARD FEATURES

- Hydro-Dynamic Hull
- Xpress Camo Paint w/Xtreme Coat Liner
- Xpress Duck Boat Graphics
- All-Welded Construction
- Longitudinal Rib Construction
- Xpress Duck Boat Accessory Rail
- Recessed Throttle Bracket
- Rear Deck Storage Boxes
- Full Length Lockable Rod Box
- Unibody Injected Foam Construction
- 2 Fold Down Fishing Seats w/13" Extensions
- 8 Gauge Trolling Motor Harness
- Aerated Livewell in Rear Deck
- Bilge Pump
- Fiberglass Console & Tinted Windshield
- Lockable Front Deck Storage
- Humminbird PiranhaMax 4 Graph
- Minn Kota 45 Edge Trolling Motor
- Fold Down Driver & Passenger Seats w/Storage Box
- Running Lights
- Speed, Tach & Fuel Gauges
- BackTrack Single Axle Aluminum Trailer



**XP200**



**XP180**

Shown w/optional  
Bench Seat



**XP170**

Shown w/optional  
Bench Seat







# XPLORER BASS SERIES

FISH, FOWL OR FUN XCITEMENT

[XP200 / XP180 / XP170]

When searching for the most complete side console solution for hunting and fishing, look no further than the cornerstone of our fishing lineup, the Xplorer Bass Series. The Hydro-Dynamic Hull has been designed and perfected by Xpress Boats and offers you that added sense of comfort knowing you are structurally secure to go just about anywhere you want or need to go. Unibody injected foam exceeding Coast Guard standards has set a standard for everyone else to follow. The Xplorer Bass Series is the right boat for any application, fish or fowl. Why settle for anything less?





**INSHORE, NEARSHORE OR OFFSHORE,**

# **WE'VE GOT YOU COVERED**



**XPRESS BAY SERIES**

[X-BAY SERIES / HYPER-LIFT BAY SERIES / HYPER-LIFT HI90 BAY / SHALLOW WATER BAY / XPLOER CC SERIES]

Xpress Bay Boats are one of the most popular lines of bay boats on the market today and the number one selling 20-foot aluminum bay boat, period.

Xpress Bay Boats deliver exceptional design and performance, ensuring you a lifetime of exciting memories. Whether it's fresh or salt, an Xpress Bay Boat provides the versatility to make your next trip memorable. Settle for nothing less than the best!



Scan this code with your  
smartphone to explore  
the **Xpress Bay Series**





 **YAMAHA**

*"As the Executive Operations Manager at Grosse Savanne Lodge it is imperative that I chose a boat that will take the rigors of our daily guide trips, comfortable enough for the discerning guest and the assurance knowing that our boats are safe to take everyone to their destination and back home to their family. We found that in our Xpress Boats! At Grosse Savanne Lodge we exclusively use Xpress Boats."*

**- DOUG MILLER: EXECUTIVE OPERATIONS MANAGER GROSSE SAVANNE LODGE**



Special thanks to L & M Marine



**STANDARD FEATURES**

Hyper-Lift Hull  
 GulfSand Paint w/Xtreme Coat Liner  
 Raised 3D Chrome Xpress Logo  
 Self-Bailing Hull  
 All-Welded Construction  
 Longitudinal Rib Construction  
 Unibody Injected Foam Construction  
 SeaDek Step Pad on Bow  
 2 Fold Down Fishing Seats w/13" Extensions  
 2 Built-In Lockable Rod Boxes  
 8 Gauge Trolling Motor Harness  
 Aluminum Leaning Post w/Cushion and Foot Rest  
 Center Console w/Toe Kick Feature  
 Dash Panels w/Multifunction Gauge (Includes Hour Meter)  
 Logo Badge  
 Large Bay Center Console w/Baitwell, Fold Down Grabrail, Removable Windshield, Seat Cushion & Back-Rest Cushion (X-Bay Only)  
 Large Bay Lounge Console w/Fish Box, Fold Down Grabrail, Removable Windshield, Seat Cushion & Back-Rest Cushion (X-Bay Lounge Only)  
 Aerated Livewell in Rear Deck  
 Thru Transom Hydraulic Hose Fittings  
 6 Rod Holders on Console  
 2 Cupholders in Rear Deck, 4 Cup Holders on Console & 1 on Bow  
 2 Rear Deck Jump Seats w/Storage Underneath  
 Oversized Jumpseat in Front Deck w/Storage Underneath  
 Latches for Jump Seat Lids  
 Full Length Walk Boards  
 Humminbird PiranhaMax 4 Graph  
 Minn Kota Riptide 46 Trolling Motor  
 Running Lights  
 Tach & Fuel Gauges  
 Uflex Hydraulic Steering Greater than 150HP (2 w/Dual)  
 BackTrack Tandem Axle w/Brakes Aluminum Trailer

	X23B LOUNGE	X23B LOUNGE DUAL	X23B	X21B
<b>Length</b>	23"	23"	23'	21'
<b>Bottom</b>	78"	78"	78"	78"
<b>Beam</b>	102"	102"	102"	102"
<b>Sides</b>	28"	28"	28"	28"
<b>Transom Height</b>	25"	25"	25"	25"
<b>Fuel Tank Capacity</b>	75 gal.	75 gal.	75 gal.	75 gal.
<b>Approx. Weight</b>	2,296 lb.	2,296 lb.	2,296 lb.	1,898 lb.
<b>Max Wt./Per/Mo/GR</b>	2,200 lb.	2,200 lb.	2,200 lb.	2,050 lb.
<b>Total Wt. Per Cap</b>	10/1,500 lb.	9/1,300 lb.	10/1,500 lb.	8/1,200 lb.
<b>Aluminum - 5052 Gauge</b>	0.125	0.125	0.125	0.125
<b>Maximum HP</b>	300	300	300	200
<b>Overall Package Length</b>	29'5"	29'5"	29'5"	27'5"
<b>BackTrack Trailer Model</b>	AWXB23TK	AWXB23TK	AWXB23TK	AWXB21TK

- 10" jack plate is recommended for all engines 150 HP and above
- Overall package length includes trailer and engine
- All measurements are approximate
- Photos may include optional equipment







# X-BAY & X-BAY LOUNGE

## BIG WATER XCITEMENT

[X23B LOUNGE / X23B LOUNGE DUAL / X23B / X21B]




The center console with toe kick features driver/passenger footrests, an ergonomic dash platform, fold-down grab rail, removable windshield, 8 rod holders, 2 side cup holders, and a cushioned baitwell lid and backrest (X23B & X21B Only).




The Lounge models feature large bay lounge consoles with large fish box, fold-down grab rail, removable windshield, 6 rod holders, seat cushions, and back-rest cushions (X23B Lounge & X23B Lounge Dual Only).

Xpress Boats revolutionized the bay boat market with its X-Bay Series. Built with the same DNA that has propelled Xpress Boats Hyper-Lift Series to the top, the X-Bay is the leader in big water, big fish excitement. Whether relaxing during or after a full day of fishing, this multi-function craft is capable of running big water, chasing monster bull reds, or out with the entire family enjoying the scenery. The X-Bay Series from Xpress Boats was enhanced in 2021 with the addition of the X23Bay Lounge, plus the twin-engine option providing up to 300 HP. These additions brought our already popular pad hull X-Bay series to a whole new level with features designed for the angler and the whole family.



**X23B LOUNGE**  
Shown w/optional  
Appearance Pkg.



**X23B LOUNGE DUAL**  
Shown w/optional  
SeaDek



**X23B**  
Shown w/optional  
SeaDek



**X21B**





## STANDARD FEATURES

Hyper-Lift Hull  
Gulfsand Paint w/Xtreme Coat Liner  
**NEW** SeaDek Console Top  
Xclusive Graphics  
All-Welded Construction  
Longitudinal Rib Construction  
Unibody Injected Foam Construction  
SeaDek Step Pad on Bow  
Dash Panels w/Multifunction Gauge (Includes Hour Meter)  
Logo Badge  
Xtreme Liner in Front Deck & Rod Boxes  
SeaDek Pads in Rod Boxes  
Coolers Under Jump Seats  
Drop In Liner for Front Deck Storage  
Walkboards w/Cupholder  
2 Fold Down Fishing Seats w/13" Extensions  
2 Built-In Lockable Rod Boxes  
8 Gauge Trolling Motor Harness  
Alum Leaning Post w/Cushion and Foot Rest  
Large Bay Center Console w/Baitwell, Fold Down Grabrail,  
Removable Windshield, Seat Cushion & Back-Rest Cushion  
Aerated Livewell in Rear Deck  
Thru-Transom Hydraulic Hose Fittings (H22B & H24B)  
6 Rod Holders on Console  
Cup Holder on Console  
2 Rear Deck Jump Seats w/Storage Underneath  
Latches for Jump Seat Lids  
Stainless Floor Drain Covers  
Humminbird PiranhaMax 4 Graph  
Minn Kota Riptide 46 Trolling Motor  
Running Lights  
Uflex Hydraulic Steering Greater than 150HP (H24B Only)  
BackTrack Single Axle Aluminum Trailer  
BackTrack Tandem Axle w/Brakes Aluminum Trailer (H24B Only)



 **YAMAHA**



# HYPER-LIFT BAY SERIES

THE #1 SELLING 20' ALUMINUM BAY BOAT...PERIOD!

[H24B / H22B / H20B]



Xpress Hyper-Lift Bay Series boats are the SOLUTION. Built on the foundation of our Hyper-Lift Hull, this dream craft packs performance, fishability, and comfort into one amazing cost-effective boat. In thin water or rough seas, you will not find a better solution. Whether this is your first bay boat or you intend to make this the last bay boat you buy, the Xpress Hyper-Lift Bay Series will satisfy!

	H24B	H22B	H20B
<b>Length</b>	24'	22'	20'3"
<b>Bottom</b>	67"	67"	67"
<b>Beam</b>	95"	95"	95"
<b>Sides</b>	24"	24"	24"
<b>Transom Height</b>	22"	22"	22"
<b>Fuel Tank Capacity</b>	40 gal.	40 gal.	40 gal.
<b>Approx. Weight</b>	1,659 lb.	1,528 lb.	1,436 lb.
<b>Max Wt./Per/Mo/GR</b>	2,169 lb.	2,000 lb.	1,900 lb.
<b>Total Wt. Per Cap</b>	10/1,410 lb.	8/1,128 lb.	8/1,128 lb.
<b>Aluminum - 5052 Gauge</b>	0.125	0.125	0.125
<b>Maximum HP</b>	250	115-150-200*	115-150*
<b>Overall Package Length</b>	30'6"	27'10"	25'
<b>BackTrack Trailer Model</b>	AW24TK	AW22	AW20

- 6" jack plate is required for all engines 150 HP and above
- Higher horsepower rating requires hydraulic steering purchase\*
- Overall package length includes trailer and engine
- All measurements are approximate
- Photos may include optional equipment



**SeaDek**  
MARINE PRODUCTS

Special thanks to L & M Marine



## STANDARD FEATURES

Hyper-Lift Hull  
Choice of Gulfsand, White, Silver or Camo Paint  
Xtreme Coat Liner  
Raised 3D Chrome Xpress Logo  
Xclusive Graphics  
Dash Panels w/Multifunction Gauge (Includes Hour Meter)  
Logo Badge  
2 SeaDek Seat Pads on Rear Deck  
All-Welded Construction  
Longitudinal Rib Construction  
Unibody Injected Foam Construction  
1 Butt Seat w/Adj. ProPole  
1 Fold Down Fishing Seats w/13" Extension  
8 Gauge Trolling Motor Harness  
Alum Leaning Post w/Cushion and Foot Rest  
Large Bay Center Console, Fold Down Grabrail & Removable Windshield  
Lift Arms on Front Deck Storage Lids  
Aerated Livewell in Rear Deck  
Aerated Baitwell in Rear Deck  
6 Rod Holders on Console  
2 Cupholders in Rear Deck, 2 Cup Holders on Console  
Humminbird PiranhaMax 4 Graph  
Minn Kota Riptide 46 Trolling Motor  
Running Lights  
BackTrack Single Axle Aluminum Trailer

## H190B

<b>Length</b>	18'10"
<b>Bottom</b>	67"
<b>Beam</b>	93"
<b>Sides</b>	22"
<b>Transom Height</b>	22"
<b>Fuel Tank Capacity</b>	36 gal.
<b>Approx. Weight</b>	1,205 lb.
<b>Max Wt./Per/Mo/GR</b>	1,600 lb.
<b>Total Wt. Per Cap</b>	4/673 lb.
<b>Aluminum - 5052 Gauge</b>	0.100
<b>Maximum HP</b>	115
<b>Overall Package Length</b>	24'2"
<b>BackTrack Trailer Model</b>	AW19

- Overall package length includes trailer and engine
- All measurements are approximate
- Photos may include optional equipment

## H190B

Shown w/optional  
SeaDek

**SeaDek**  
MARINE PRODUCTS





# HYPER-LIFT H190 BAY

PAD HULL XCITEMENT FOR THE BUDGET MINDED SPORTSMAN

[H190B]

The H190 Bay is the ideal option for anyone looking for a high-performance, beautifully styled, economically priced 19' bay boat. Built on the foundation of our famed Hyper-Lift Hull, the H190 Bay is a new addition to our high-demand Xpress Hyper-Lift Bay Series line. This dream craft packs performance, fishability, and comfort into one amazing cost-effective boat.





## STANDARD FEATURES

Hydro-Dynamic Hull w/Tunnel  
 Flotation Step Pods Welded on Transom  
 Gulfsand Paint w/Xtreme Coat Liner  
 Xclusive Graphics  
**NEW** SeaDek Console Top  
 All-Welded Construction  
 Longitudinal Rib Construction  
 Unibody Injected Foam Construction  
 Dash Panels w/Multifunction Gauge (Includes Hour Meter)  
 Logo Badge  
 Xtreme Coat Liner in Front Deck & Rod Boxes  
 SeaDek Pads in Rod Boxes  
 SeaDek Step Pad on Bow  
 Cooler Under Starboard Jump Seat  
 Drop In Liner For Front Deck Storage  
 2 Fold Down Fishing Seats w/13" Extensions  
 2 Built-In Lockable Rod Boxes  
 8 Gauge Trolling Motor Harness  
 Alum Leaning Post w/Cushion and Foot Rest  
 Large Bay Center Console w/Baitwell, Fold Down Grabrail,  
 Removable Windshield, Seat Cushion & Back-Rest Cushion  
 Aerated Livewell in Rear Deck  
 6 Rod Holders on Console  
 Cup Holder on Console  
 2 Rear Deck Jump Seats w/Storage Underneath  
 Latches for Jump Seat Lids  
 Stainless Floor Drain Covers  
 Humminbird PiranhaMax 4 Graph  
 Minn Kota Riptide 46 Trolling Motor  
 Running Lights  
 Uflex Hydraulic Steering Greater than 150HP (SW22B)  
 BackTrack Single Axle Aluminum Trailer



SW22B

SW20B

Shown w/optional  
 Seadek

	SW22B	SW20B
<b>Length</b>	22'	20'
<b>Bottom</b>	67"	67"
<b>Beam</b>	95"	95"
<b>Sides</b>	24"	24"
<b>Transom Height</b>	22"	22"
<b>Fuel Tank Capacity</b>	28 gal.	28 gal.
<b>Approx. Weight</b>	1,528 lb.	1,436 lb.
<b>Max Wt./Per/Mo/GR</b>	2,000 lb.	1,772 lb.
<b>Total Wt. Per Cap</b>	8/1,128 lb.	8/1,128 lb.
<b>Aluminum - 5052 Gauge</b>	0.100	0.100
<b>Maximum HP</b>	175	115-150*
<b>Overall Package Length</b>	27'10"	25'
<b>BackTrack Trailer Model</b>	AWHD22	AWHD20

\* Higher horsepower rating requires hydraulic steering purchase\*  
 \* Overall package length includes trailer and engine  
 \* All measurements are approximate  
 \* Photos may include optional equipment

**SeaDek**  
 MARINE PRODUCTS



# SHALLOW WATER BAY SERIES

THIN WATER, HIGH-PERFORMANCE

[SW22B / SW20B]



Xpress Shallow Water Bay Series crafts feature a hull design that allows the adventurous angler to go farther in the shallows where the big ones think they are safe. This design performs flawlessly navigating open water and provides a nominal draft capable of venturing deep into the marsh. The Shallow Water Bay Series is Xpress tough.





	XP20CC	XP18CC
Length	20'3"	18'
Bottom	67"	60"
Beam	95"	86"
Sides	24"	24"
Transom Height	22"	21"
Fuel Tank Capacity	18 gal.	18 gal.
Approx. Weight	1,261 lb.	1,045 lb.
Max Wt./Per/Mo/GR	1,900 lb.	1,300 lb.
Total Wt. Per Cap	8/1,128 lb.	4/564 lb.
Aluminum - 5052 Gauge	0.100	0.100
Maximum HP	115-150*	90
Overall Package Length	25'	23'6"
BackTrack Trailer Model	AWHD20	AWHD17

- Higher horsepower rating requires hydraulic steering purchase\*
- Overall package length includes trailer and engine
- All measurements are approximate
- Photos may include optional equipment

#### STANDARD FEATURES

Hydro-Dynamic Hull  
 Gulf Sand Paint w/Xtreme Coat Liner  
 All-Welded Construction  
 Longitudinal Rib Construction  
 Unibody Injected Foam Construction  
 2 Fold Down Fishing Seats w/13" Extensions  
 8 Gauge Trolling Motor Harness  
 Aerated Livewell in Rear Deck  
 Bilge Pump  
 Fiberglass Console (XP18CC) w/Aerated Baitwell (XP20CC)  
 Fold Down Grabrail & Removable Tinted Windshield  
 6 Rod Holders on Console (XP20CC)  
 Lockable Front Deck Lid Storage  
 Humminbird PiranhaMax 4 Graph  
 Minn Kota Riptide 46 Trolling Motor  
 Jump Seats in Rear Deck (XP20CC)  
 Seat Cushion on Rear Deck (XP18CC)  
 Leaning Post w/Cushion (XP20CC)  
 Running Lights  
 Speed, Tach & Fuel Gauges  
 BackTrack Single Axle Aluminum Trailer







# XPLORER CC SERIES

DESIGNED TO BE TOUGH, PERIOD

[XP20CC / XP18CC]

Xplorer CC (Center Console) Series boats are designed to be tough. Capable of running shallow deep in the marsh chasing giant gators, or with full throttle confidence and sports car performance in open water. Fresh or saltwater, this is an American-made, blue-collar, everyday hard-working center console bay boat solution with a ton of excitement built in!



*Special thanks to Smith Motor Company*



STEALTH TECHNOLOGY MEETS

# SHALLOW WATER POLING PERFECTION



XPRESS SKIFF

[SKIFF 185]

Innovative Xpress Boats does it again, delivering the first all-welded aluminum skiff! Don't let the beautiful aesthetics fool you: this superbly designed skiff combines performance, fishability and durability in a boat perfect for any discerning shallow water angler. An epic craft, this is the boat most glass manufacturers hoped we would not introduce or perfect!



*"We were in the process of getting a new boat and wanted something different that could handle the oyster bars that are all around us here in Crystal River, Florida. Big fish hang out in creeks with extremely skinny water, so we needed something light, durable, and quiet. We stopped by Gulf to Lake Marine who led us towards the Skiff 185. Just the weight of the boat had me sold and the fact that it's aluminum. I'm impressed with the Yamaha 115 SHO, which is one of the lightest on the market. After my wife caught eye of the SeaDek color scheme she was sold! Gulf to Lake Marine made the buying process extremely easy and we left with the boat the same day it was purchased. We've owned the boat for almost two years now and I'm impressed with its performance every time we take it out!"*

- JAKE FROM FLORIDA



Scan this code with your smartphone to explore the Xpress Skiff.





Special thanks to Gulf to Lake Marine & Trailers




## STANDARD FEATURES

Skiff Hull  
White Xtreme Coat w/Choice of Hull Color  
All-Welded Construction  
Longitudinal Rib Construction  
Unibody Injected Foam Construction  
Liners in Rear Storage Boxes  
4" Atlas Hydraulic Micro Jacker Plate  
Aerated Livewell in Rear Deck  
Auto Bilge Pump  
Under Deck Rod Holders  
2 Rear Deck Storage Boxes  
Fiberglass Console w/Battery Storage and Console Cushions  
Bay Steering Wheel  
2 Grab Handles on Console  
4 Stainless Cleats  
Lockable Front Deck Lid Storage  
Seat Cushion on Rear Deck  
Tilt Steering  
Sharkeye Running Lights  
Speed, Tach & Fuel Gauges  
BackTrack Single Axle Aluminum Trailer

### SKIFF 185

<b>Length</b>	18'5"
<b>Bottom</b>	72"
<b>Beam</b>	83"
<b>Sides</b>	16"
<b>Transom Height</b>	21"
<b>Fuel Tank Capacity</b>	18 gal.
<b>Approx. Weight</b>	950 lb.
<b>Max Wt./Per/Mo/GR</b>	1,330 lb.
<b>Total Wt. Per Cap</b>	5/705 lb.
<b>Aluminum - 5052 Gauge</b>	0.100
<b>Maximum HP</b>	115
<b>Overall Pkg. Length</b>	23'6"
<b>BackTrack Trailer Model</b>	AWSK18

- 6" jack plate is required for 115 HP engines
- Higher horsepower rating requires hydraulic steering purchase\*
- Overall package length includes trailer and engine
- All measurements are approximate
- Photos may include optional equipment



### SKIFF 185

Shown w/optional  
Appearance Pkg.

**SeaDek**  
MARINE PRODUCTS





# XPRESS SKIFF

FLATS STEALTH WITH BIG WATER DURABILITY

[SKIFF 185]

Whether running rivers, bays or across oyster bars, the shallow draft, fishability, innovative design and stealth of the Xpress Skiff will get you ready for your next shallow water showdown. The Skiff Hull offers supreme buoyancy, enabling you to quietly pole in just inches of water. The all-welded aluminum construction, supported by a longitudinal rib system and unibody injected foam, makes this the most durable platform on the market. The Skiff 185 provides you with the best return on your investment. There is absolutely no need to spend twice as much on a fiberglass craft when you have the strength and durability of an Xpress Skiff. Don't settle for anything less than Xpress!



*Special thanks to Gulf to Lake Marine & Trailers*



TARGET SCHOOLS OF SLABS IN

# STYLE, COMFORT, AND SAFETY



[EXCLUSIVE PRO CRAPPIE SERIES / HYPER-LIFT CRAPPIE SERIES]

Crappie fishing has exploded over the past decade and tournament trails have followed suit. Xpress Boats has dedicated an entire series to the crappie angler, whether tournament or leisure. Our all-welded aluminum boats are the finest built, finest performing crappie boats on the market. The Xpress Boats Hyper-Lift Hull design leads the way in performance, handling, and comfort, and our boats are well-appointed so you have the features and performance you need for the tournament trail or a weekend on the lake.



Scan this code with  
your smartphone to  
explore the Xpress  
Crappie Series.





*"The Hyper-Lift Crappie by Xpress Boats is a great option for any angler! The H17C & H18C is no doubt the best bang for your buck on the market. The performance, storage space, and comfort is second to none. Xpress really put a lot of thought into angler demands when they built the Hyper-Lift Crappie."*

- JARED FYOCK, CRAPPIE ANGLER



Special thanks to Rothwell Marine



	X20PFC	X18PFC
Length	20'3"	18'
Bottom	67"	67"
Beam	95"	94"
Sides	22"	24"
Transom Height	22"	22"
Fuel Tank Capacity	36 gal.	36 gal.
Approx. Weight	1,470 lb.	1,187 lb.
Max Wt./Per/Mo/GR	1,750 lb.	1,400 lb.
Total Wt. Per Cap	4/700 lb.	4/564 lb.
Aluminum - 5052 Gauge	0.125	0.125
Maximum HP	115-150-200*	115-150*
Overall Pkg. Length	25'3"	23'2"
BackTrack Trailer Model	AW20-A	AW18-A

- 6" jack plate is recommended for all engines 150 HP and above
- Higher horsepower rating requires hydraulic steering purchase\*
- Overall package length includes trailer and engine
- All measurements are approximate
- Photos may include optional equipment



**X20PFC**  
Shown w/optional  
Appearance Pkg.

**X18PFC**

**SeaDek**  
MARINE PRODUCTS





# XCLUSIVE PRO CRAPPIE SERIES

THE PERFECT BLEND OF PERFORMANCE & FISHABILITY

[X20PFC / X18PFC]

Whether tournament fishing or just a casual day on the lake chasing slab crappie, the Xclusive Pro Crappie Series with its Hyper-Lift Hull is the platform envied by most crappie fishermen and celebrated by those who already own one. Comfort, speed, and performance combine with the backing of true craftsmen to deliver the finest crappie craft on the water today. Why settle for anything less than the best?



## STANDARD FEATURES

- Hyper-Lift Hull
- Full Front Deck Design
- X-Wing Fiberglass Console & Tinted Windshield
- Built in Cooler Step w/SeaDek Pad
- Seat Box w/Storage & Center Cooler
- Choice of Paint and Xtreme Coat Liner
- Xclusive Graphics
- Flush Mount Controls
- Liners in Rear Storage
- Recessed Trolling Motor Footwell w/Tool Holder
- Dry Storage Tube in Rear Deck
- 3 Pedestals Across Front Deck
- Xtreme Coat Under Lids and in Seat Box
- All-Welded Construction
- Longitudinal Rib Construction
- Unibody Injected Foam Construction
- 2 Fold Down Fishing Seats w/13" Extensions
- Front Deck Lockable Storage Boxes
- 2 Storage Boxes in Rear Deck
- Trim Switch on Bow
- Lockable Side Rod Storage
- Aerated Livewell in Front Deck
- 8 Gauge Trolling Motor Harness
- Recirculating Livewell w/Minnnow Bucket in Rear Deck
- Bilge Pump
- Tuck & Roll Driver and Passenger Seats w/Storage Box
- Humminbird Helix 7 Chirp SI Flush Mounted in Console
- Minn Kota Max 70 52" Trolling Motor
- Minn Kota 2 Bank Charger
- Tach, Trim, Fuel and Water PSI Gauges
- Tinted Windshield
- BackTrack Single Axle Aluminum Trailer w/Alum. Wheels





	H18C	H17C
<b>Length</b>	17'10"	17'
<b>Bottom</b>	67"	67"
<b>Beam</b>	93"	93"
<b>Sides</b>	22"	22"
<b>Transom Height</b>	22"	22"
<b>Fuel Tank Capacity</b>	18 gal.	18 gal.
<b>Approx. Weight</b>	1,215 lb.	1,165 lb.
<b>Max Wt./Per/Mo/GR</b>	1,488 lb.	1,397 lb.
<b>Total Wt. Per Cap</b>	4/673 lb.	4/540 lb.
<b>Aluminum - 5052 Gauge</b>	0.125	0.125
<b>Maximum HP</b>	115	90
<b>Overall Pkg. Length</b>	22'2"	22'2"
<b>BackTrack Trailer Model</b>	AW18-A	AW17-A

- Higher horsepower rating requires hydraulic steering purchase\*
- Overall package length includes trailer and engine
- All measurements are approximate
- Photos may include optional equipment

#### STANDARD FEATURES

- Hyper-Lift Hull
- Choice of Charcoal, White, Silver, Gulfsand or Camo Paint
- Xtreme Coat Liner
- Seadek Liner on Decks
- Soft Sided Cooler w/Logo
- All-Welded Construction
- X-Wing Fiberglass Console & Tinted Windshield
- Longitudinal Rib Construction
- Unibody Injected Foam Construction
- Recessed Trolling Motor Foot Well w/SS Tool Holder
- 2 Fold Down Fishing Seats w/13" Extensions
- Xtreme Coat Under Lids and in Seat Box
- Front Deck Lockable Storage Boxes w/ Liners
- 2 Rear Deck Boxes w/Tackle Tray Storage
- 8 Gauge Trolling Motor Harness
- Aerated Livewell in Rear Deck
- Bilge Pump
- Tuck & Roll Driver and Passenger Seats w/Storage Box
- NEW** SeaDek Center Seat
- Humminbird Helix 5 Graph
- Minn Kota 45 Edge Trolling Motor
- 2 Bank Charger
- Lockable Rod Box
- Tach, Trim, Fuel and Water PSI Gauges
- BackTrack Single Axle Aluminum Trailer w/Alum Wheels





# HYPER-LIFT CRAPPIE SERIES

YOUR SOLUTION FOR AFFORDABLE CRAPPIE ADVENTURE

[H18C / H17C]



The Xpress Boats Hyper-Lift Crappie Series is built on top of the original, aluminum pad hull design, years of innovation, and the essential features anglers demand, all at a cost-effective price. Available in 17 and 18-foot lengths, this fish chasing machine has an ergonomically designed interior and is stacked with impressive standard features. This fast, dry hull design is your solution to getting to the brush pile and back quickly and safely. Whether competing in a tournament or a weekend angler, the Hyper-Lift Crappie Series by Xpress is sure to impress!



**H18C**  
Shown w/optional  
Appearance Pkg.



**H17C**  
Shown w/optional  
Appearance Pkg.

**SeaDek**  
MARINE PRODUCTS

*Special thanks to Rothwell Marine*



LIMITLESS OPPORTUNITIES FOR

# WATERFOWL PURSUIT PERFECTION



**XPRESS HUNTING SERIES**

[ HYPER-LIFT DUCK BOAT SERIES / XPRESS TACTICAL SERIES / BAYOU SERIES / HD DUCK BOAT / DBX SERIES ]

Xpress Boats Hunting Series offers limitless opportunities to pursue anything you deem exciting! Fish or fowl, go just about anywhere with confidence, knowing you've made the finest choice in high-performance all-welded aluminum pursuit boats. With unmatched construction, unibody foam-injected hulls that exceed Coast Guard flotation standards, and countless other assets, excitement has been built into every one of our boats.

# RNT-V

*Xpress Boats is a proud sponsor of RNT-V  
featured on the Sportsman's Channel*



Scan this code with  
your smartphone to  
explore the Xpress  
Hunting Series.





## HYPER-LIFT DUCK BOAT SERIES

There's only one way to ensure safety and performance: Xpress Boats Hyper-Lift Hull. Based on the DNA that runs throughout our high-performance bass and bay boats, the Xpress Boats Hyper-Lift Duck Boat Series is fast, strong, and original.



## XPRESS TACTICAL SERIES

The XTS has laser-like construction to provide the finest outboard hull, Xpress Boats' HD3 Hull, capable of handling conditions seen by timber hunters. Offering a redesigned transom, center keel, and a Seelite LED lighting system to illuminate even the darkest of destinations, this is the ultimate pursuit craft!



## BAYOU SERIES

The questions are no longer "Can we?" or "Should we?" but "Why wouldn't we?" The Xpress Bayou Series is designed to take anything you can throw at it, getting you through the toughest environments safely. Run confidently in thin water, mud, and muck with today's latest surface drive motors. Complete solution, complete excitement.



## HD DUCK BOAT

This is the one: the standard, the workhorse, the original HD Duck Boat. Blue-collar, all-American craftsmanship and years of experience building all-welded aluminum boats deliver performance and durability in the HD Duck Boat. We build excitement into each one of these: it's up to you how you get it out!



## DBX SERIES

We may call this a duck boat, but it's much more than that. Designed by waterfowlers for waterfowlers, you are sure to savor the performance, durability, and years of experience built into each 15 and 16-foot DBX series boat. The DBX is sure to satisfy your craving to go further and deeper into the timber. Discover nothing but the best with Xpress.





*“What I like most about my XP200 Catfish is the size, layout, accessory rail system, and xtreme coat liner. I have been very impressed at how stable this boat is at rest while fishing. I’ve had five people, three big coolers, a baitwell full of water, and the giant front livewell full of water and the boat still performs excellent with the Yamaha 115 on it. I can comfortably fit three guys on the front deck, plus it has plenty of floor space and dual seating on the rear for serious catfishing. The full-length rod box allows me to walk the full perimeter of the boat without stepping down onto the floor. Finally, the Xpress rail system opens up tons of options for mounting accessories without drilling holes in the boat and the xtreme coat liner is really tough.”*

**- TIM FROM MISSISSIPPI**



Scan this code with your smartphone to explore the Xpress Catfish Series.



*Special thanks to Smith Motors*



**DESIGNED FOR ADVENTURE**

# **BATTLING MONSTER CATS**



**XPRESS CATFISH SERIES**

[ XPLORER CATFISH SERIES ]

If you chase big cats, you know it takes much more than a bobber and a big stick! Xpress Boats understands that. When we set out to design and build the finest all-welded aluminum, high-performance catfish boat on the water, we knew you wouldn't settle for anything less than our best. We build big cat tournament excitement into every Xplorer Catfish Series boat we manufacture.



	XP200 CATFISH	XP185 CATFISH
<b>Length</b>	20'3"	18'
<b>Bottom</b>	67"	61"
<b>Beam</b>	95"	95"
<b>Sides</b>	26"	26"
<b>Transom Height</b>	22"	22"
<b>Fuel Tank Capacity</b>	18 gal.	18 gal.
<b>Approx. Weight</b>	1,261 lb.	1,185 lb.
<b>Max Wt./Per/Mo/GR</b>	1,900 lb.	1,345 lb.
<b>Total Wt. Per Cap</b>	8/1,128 lb.	5/705 lb.
<b>Aluminum - 5052 Gauge</b>	0.100	0.100
<b>Maximum HP</b>	115-150*	115
<b>Overall Pkg. Length</b>	25'	23'
<b>BackTrack Trailer Model</b>	AWHD20	AWHD18

- Higher horsepower rating requires hydraulic steering purchase\*
- Overall package length includes trailer and engine
- All measurements are approximate
- Photos may include optional equipment

#### STANDARD FEATURES

- Hydro-Dynamic Hull
- Xpress Camo Paint and Xtreme Coat Liner
- All-Welded Construction
- Longitudinal Rib Construction
- Unibody Injected Foam Construction
- High Pressure Wash Down in Front Catfish Livewell
- Fold Down Driver & Passenger Seat with Storage Box
- 2 Fold Down Fishing Seats w/13" Extensions
- 2 Pedestal Bases on Rear Deck
- 8 Gauge Trolling Motor Harness
- Oval Baitwell in Rear Deck
- Large Front Deck Catfish Livewell
- Bilge Pump
- Humminbird PiranhaMax 4 Graph
- Minn Kota 45 Edge Trolling Motor
- Lockable Side Rod Box
- Speed, Tach & Fuel Gauges
- Fiberglass Console with Tinted Windshield
- Xpress Duck Boat Accessory Rail
- Xpress Duck Boat Graphics
- BackTrack Single Axle Aluminum Trailer







# XPLORER CATFISH SERIES

THE COMPLETE CATFISHING SOLUTION

[XP200 CATFISH / XP185 CATFISH]

The Xplorer Catfish Series is tough, it's rugged, and built to run shallow, deep, rough, or flat-out! From the same company that brought you the "Original" all-welded aluminum, this incredible catfish boat is backed with 56 years of experience and excitement.



*Special thanks to Smith Motors*





Reliability Starts Here.®

THE PERFECT XCLUSIVE COMBINATION: XPRESS BOATS & YAMAHA OUTBOARDS



Xpress Boats has exclusively chosen Yamaha Outboards to complement their line of high-performance all-welded fishing and hunting boats.

Whether you're pursuing bass with your tournament partner, making a crisp morning run out to the timber chasing mallards, or cruising the bay to catch a bull red, Yamaha Outboards give you turn-key reliability and the dependable efficiency you deserve.

The legendary reliability of Yamaha coupled with the performance and excitement that only Xpress Boats can offer equals the right motor, the right boat, the right decision.







# BT BACKTRACK TRAILERS

Xpress Boats proudly offers an industry superior all-aluminum, all-welded trailer. Backtrack Trailers are second to none in quality, craftsmanship, and durability. Each trailer is custom built to cradle your Xpress boat with treated bunks to ensure that your investment is transported safely and securely. LED lighting and composite bunk covers are standard, and you can choose custom features like a spare tire with mount, brakes on the second axle of the tandem, and aluminum wheels.

TRAILER	FOR USE WITH THESE BOAT MODELS					
AWJ46	1440	1440D	1440LW			
	1546	1546D	1546LW			
AVB46				1546VJ		
AWJ50	1650	1650D	1450LW	1650T		
			1650LW			
AWV50				1650VJ		
AWJ56	1756D		1756T			
AWS16			XP160			
AWSK18						Skiff 185
AVB56				1756VJ		
AX17	H17C			H17		
AW18	H18C	X18 PFC	X18 PRO	H18		
AW19			X19 PRO			H190B
AW20		X20PFC				H20B
AW21			X21 PRO			
AW22						H22B
AW24						H24B
AWXB21	X21B					
AWXB23	X23B					
AWB18			Bayou 18	Bayou 17		
			Bayou 18V	Bayou 17V		
AWD16			XTS16			
AWD18			XTS18			
AW16			H16DB			
AWDB18			H18DB			
AWHD15			HD15DBX	HD15VJ	HD15DDP	
AWHD16			HD16DBX	HD16VJ	HD16DDP	
AWHD17		XP170	XP18CC	HD17VJ	HD17DDP	
		XP180		HD18VJ	HD18DDP	
AWHD18			XP185 Catfish			
AWHD20		XP200	XP20CC	XP200 Catfish	HD20VJ	HD20DDP
AWHD22						SW20B
						SW22B

TRAILER	AXLE WEIGHT (LBS)	SPRING WEIGHT (LBS)	WHEEL SIZE
AWJ46	2000	2000	13"
AVB46	2000	2000	13"
AWJ50	3500	2500	13"
AWV50	3500	2500	13"
AWJ56	3500	3500	14"
AWB18	3500	2500	13"
AWS16	3500	2500	13"
AVB56	3500	3500	14"
AW16	3500	2500	13"
AX17	3500	2500	14"
AW18	3500	3500	14"
AW19	3500	3500	14"
AW20	3500	3500	14"
AW21	3500	3500	14"
AW22	3500	3500	14"
AW24*	3500	3500	14"
AWXB21*	3500	3500	14"
AWXB23*	3500	3500	14"
AWSK18	3500	2500	13"
AWD16	3500	2500	13"
AWD18	3500	2500	13"
AWDB18	3500	2500	13"
AWHD15	2000	2000	13"
AWHD16	3500	2500	13"
AWHD17	3500	3500	13"
AWHD18	3500	3500	14"
AWHD20	3500	3500	14"
AWHD22	3500	3500	14"

\* Tandem Axle with Brakes on One Axle

**HIGH-PERFORMANCE HUBS**  
100,000 MILE LUBRICATION SYSTEM



Lithium complex fortified with rust and oxidation inhibitors, high-pressure additives provide a high degree of water resistance and washout properties.

- 100,000 mile or 6-year limited warranty\* (no extra cost)
- "No Touch" lubrication system
- No need for periodic re-greasing or inspection
- Reusable dust cap is threaded for easy removal should the need occur





**XTREME TRAILER PACKAGE AND SALTWATER TRAILER PACKAGE**

**OPTIONS**

Lighted Logo Trailer Step (Both Sides)  
 Aluminum Spare Tire and Mount  
 Aluminum Wheel Upgrade (Per Axle)  
 Brakes on Second Axle of Tandem

Single Axle w/Brakes  
 Galvanized Spare Tire and Mount  
 Swing Away Tongue  
 Tandem Axle w/Brakes on One Axle

Tandem Axle w/Brakes on Both Axles  
 15" Aluminum Wheel Upg. From 14" Alum  
 18" Aluminum Spare Tire & Mount

All options may not be available on all trailer sizes.

**PACKAGES**

**XTREME TRAILER PACKAGE (REQUIRES TANDEM/BRAKE W/ALUM WHEELS)**

18" Aluminum Wheel Upg (2 Axles), Custom Tread Plate Tandem Fenders, HD Jack Stand, Flush Mounted Tail Lights and Backup Lights, Ratchet Buckles and SeaDek Fender Pads. (Select models only)

**6" FRAME XTREME TRAILER PACKAGE**

**(REQUIRES TANDEM/BRAKE W/ALUM WHEELS)**

18" Aluminum Wheel Upg (2 Axles), Custom Tread Plate Tandem Fenders, HD Jack Stand, Flush Mounted Tail Lights and Backup Lights, Ratchet Buckles and SeaDek Fender Pads.

**SALTWATER TRAILER PACKAGE**

Composite Bunk Covers and Upgraded Bow Roller.



**6" FRAME XTREME TRAILER PACKAGE**  
 (X23B, X21B & X21 only)








**xpress boats**  
we build excitement

# 2023 PRODUCT OVERVIEW



**XCLUSIVE PRO BASS SERIES**



**HYPER-LIFT BASS SERIES**




**XPLORER BASS SERIES**



**X-BAY SERIES**



**HYPER-LIFT BAY SERIES**



**HYPER-LIFT BAY 190 SERIES**



**SHALLOW WATER BAY SERIES**



**HYPER-LIFT**

**STANDARD COLOR**  
CHOICE OF HULL COLOR

**COLOR OPTIONS**

- GULF SAND
- WHITE
- SILVER
- BAHAMA
- SEAFOAM
- RED
- METALLIC CHARCOAL
- MIDNIGHT BLUE METALLIC
- MOSS GREEN METALLIC
- NAT GEAR
- CAMO

**HULL LENGTHS**  
21 - 19 - 18

**PACKAGES**  
HIGH-PERFORMANCE  
ELITE  
LIMITED EDITION  
APPEARANCE




**HYPER-LIFT**

**STANDARD COLORS**

- GULF SAND
- WHITE
- SILVER
- METALLIC CHARCOAL
- NAT GEAR
- CAMO

**HULL LENGTHS**  
18 - 17

**PACKAGES**  
APPEARANCE



**HYDRO-DYNAMIC**

**STANDARD COLOR**  
CAMO

**COLOR OPTIONS**

- GULF SAND
- WHITE
- SILVER
- BAHAMA
- SEAFOAM
- RED
- METALLIC CHARCOAL
- MIDNIGHT BLUE METALLIC
- MOSS GREEN METALLIC
- NAT GEAR

**HULL LENGTHS**  
20 - 18 - 17

**PACKAGES**  
BASS BOAT  
SPORTSMEN



**HYPER-LIFT**

**STANDARD COLOR**  
GULF SAND

**COLOR OPTIONS**

- GULF SAND
- WHITE
- SILVER
- BAHAMA
- SEAFOAM
- RED
- METALLIC CHARCOAL
- MIDNIGHT BLUE METALLIC
- MOSS GREEN METALLIC
- NAT GEAR
- CAMO

**HULL LENGTHS**  
23 - 21

**PACKAGES**  
DUCK BOAT  
BAY STAINLESS  
XTREME BAY STAINLESS  
REDFISH  
XTREME REDFISH  
MARSH  
XTREME MARSH  
SALTWATER TEAM  
APPEARANCE



**HYPER-LIFT**

**STANDARD COLOR**  
GULF SAND

**COLOR OPTIONS**

- GULF SAND
- WHITE
- SILVER
- BAHAMA
- SEAFOAM
- RED
- METALLIC CHARCOAL
- MIDNIGHT BLUE METALLIC
- MOSS GREEN METALLIC
- NAT GEAR
- CAMO

**HULL LENGTHS**  
24 - 22 - 20'3

**PACKAGES**  
DUCK BOAT  
BAY STAINLESS  
XTREME BAY STAINLESS  
REDFISH  
XTREME REDFISH  
MARSH  
XTREME MARSH  
SALTWATER TEAM  
APPEARANCE



**HYPER-LIFT**

**STANDARD COLORS**

- GULF SAND
- WHITE
- SILVER
- NAT GEAR
- CAMO

**HULL LENGTHS**  
19

**PACKAGES**  
BAY STAINLESS  
H190B ELECTRONICS  
APPEARANCE



**HYDRO-DYNAMIC**

**STANDARD COLOR**  
GULF SAND

**COLOR OPTIONS**

- GULF SAND
- WHITE
- SILVER
- BAHAMA
- SEAFOAM
- RED
- METALLIC CHARCOAL
- MIDNIGHT BLUE METALLIC
- MOSS GREEN METALLIC
- NAT GEAR
- CAMO

**HULL LENGTHS**  
20'3 - 18

**PACKAGES**  
DUCK BOAT  
BAY STAINLESS  
XTREME BAY STAINLESS  
REDFISH  
XTREME REDFISH  
MARSH  
XTREME MARSH  
SALTWATER TEAM  
APPEARANCE





**EXPLORER CC SERIES**

**HYDRO-DYNAMIC**

**STANDARD COLOR**  
GULF SAND

**COLOR OPTIONS**  
GULF SAND  
WHITE  
SILVER  
BAHAMA  
SEAFOAM  
RED  
METALLIC CHARCOAL  
MIDNIGHT BLUE METALLIC  
MOSS GREEN METALLIC  
NAT GEAR  
CAMO

**HULL LENGTHS**  
20'3" - 18'

**PACKAGES**  
DUCK BOAT  
BAY STAINLESS  
XTREME BAY STAINLESS  
REDFISH



**SKIFF SERIES**

**SKIFF HULL**

**STANDARD COLOR**  
CHOICE OF HULL COLOR

**COLOR OPTIONS**  
GULF SAND  
WHITE  
SILVER  
BAHAMA  
SEAFOAM  
RED  
METALLIC CHARCOAL  
MIDNIGHT BLUE METALLIC  
MOSS GREEN METALLIC  
NAT GEAR  
CAMO

**HULL LENGTHS**  
18'5"

**PACKAGES**  
DUCK BOAT  
APPEARANCE



**EXPLORER CATFISH SERIES**

**HYDRO-DYNAMIC**

**STANDARD COLOR**  
CAMO

**COLOR OPTIONS**  
GULF SAND  
WHITE  
SILVER  
BAHAMA  
SEAFOAM  
RED  
METALLIC CHARCOAL  
MIDNIGHT BLUE METALLIC  
MOSS GREEN METALLIC  
NAT GEAR

**HULL LENGTH**  
20'3" - 18'

**PACKAGES**  
BASS BOAT  
SPORTSMEN



**EXCLUSIVE PRO CRAPPIE SERIES**

**HYPER-LIFT**

**STANDARD COLOR**  
CHOICE OF HULL COLOR

**COLOR OPTIONS**  
GULF SAND  
WHITE  
SILVER  
BAHAMA  
SEAFOAM  
RED  
METALLIC CHARCOAL  
MIDNIGHT BLUE METALLIC  
MOSS GREEN METALLIC  
NAT GEAR  
CAMO

**HULL LENGTH**  
20'3" - 18'

**PACKAGES**  
ELITE  
LIMITED EDITION  
APPEARANCE



**HYPER-LIFT CRAPPIE SERIES**

**HYPER-LIFT**

**STANDARD COLORS**  
CHARCOAL  
WHITE  
SILVER  
GULF SAND  
NAT GEAR  
CAMO

**HULL LENGTHS**  
18 - 17

**PACKAGES**  
APPEARANCE




**HUNTING SERIES**


**HYPER-LIFT DB**  
Hyper-Lift Hull




**XTS**  
HD3 Hull



**HDDB SERIES**  
Hydro-Dynamic Hull



**DBX SERIES**  
Hydro-Dynamic Hull



**BAYOU SERIES**  
Bayou Mud Hull




# COLOR OPTIONS




GULFSAND



WHITE



SILVER



BAHAMA



SEAFOAM



RED




METALLIC CHARCOAL



MIDNIGHT BLUE METALLIC



MOSS GREEN METALLIC



NAT GEAR



CAMO

# XTREME COAT

Xtreme Coat is a proprietary, non-skid, durable, all-weather coating that is virtually maintenance-free, stain resistant and looks fantastic. There are imitators, but The Original Xtreme Coat can only be found on an Xpress.



# OPTIONAL **SeaDek** MARINE PRODUCTS FLOOR LINERS

(For most models except Hyper-Lift Bass, H190 Bay, and Hyper-Lift Crappie)


(For Hyper-Lift Bass, H190 Bay, and Hyper-Lift Crappie only)



STORM GRAY/BLACK



CAPPUCCINO/CRÈME



CAPPUCCINO/BLACK




STORM GRAY



CAPPUCCINO

\* SeaDek available on limited models. See dealer for more information.



→ GREAT LOOKING

→ PROFITABLE FOR DEALERS

→ ARMOR TOUGH

→ RETAINS BOAT VALUE

→ CLEANS UP IN A SNAP

This proprietary, innovative, protective treatment exclusively by Xpress has been designed to solve an inherent deficiency in fiberglass that every manufacturer battles. XTP is designed to enhance the integrity of the console, eliminate chips and cracks, protect from harmful UV rays and reduce the wear and tear from everyday rigors on the water. This cost-effective treatment retains the aesthetic beauty for years, complements and enhances the overall look and feel of our console and is profitable to you, the owner. Dealers. Consumers invest in our boats because of the performance, size, finish and resale value. XTP has just added incremental gain to the resale value of our boats, creating a win-win for everyone.

Bassmaster Elite Angler Bill Lowen notes he has spent thousands of dollars over the years in fiberglass repairs. XTP will keep his console showroom-ready when it is time to sell his boat.

Kirt Senft, of A1 Marine, got a sneak peek of the new XTP and said, "I will never order another bay boat without XTP."





SEAFOAM



BAHAMA




RED

# 2023 APPEARANCE PACKAGES


**SeaDek**  
MARINE PRODUCTS

Xpress Boats has been the leader in manufacturing the finest all-welded aluminum boats on the market for 56 years now. Our hunger for innovation is evident, from the all-welded longitudinal rib system to the revolutionary Hyper-Lift Hull. Generations have trusted us to provide the finest high-performance fishing solutions on the water, a trust we don't take lightly. The

Appearance Package includes the 9mm, 3-tone SeaDek floor liner with topo lines (shown above and below), matching seat trim and complementary hull graphics, available on limited bass, bay, skiff, and crappie models in six distinct colors. Our Appearance Package offerings expanded in 2022 to include the Hyper-Lift Crappie Series, with a 6mm, two-tone SeaDek floor liner (shown to the right), available in the same six colors. View our online gallery by visiting [www.xpressboats.com/appearance-package](http://www.xpressboats.com/appearance-package). Please contact your local Xpress Boats dealer to be a part of this great legacy.



The Appearance Package liners shown above are only available on the H17, H18, H190 Bay, H18C, and H17C.



H24B  
Shown w/optional  
Red Appearance  
Package



ORANGE



LIME

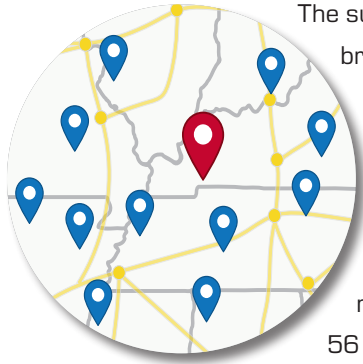


BLUE





# VALUED DEALER NETWORK



The success of Xpress Boats would not be possible if it were not for our network of over 95 authorized dealers throughout the continental U.S. who represent our brand! Our dealers are extremely knowledgeable of the various bass, bay, skiff, crappie, hunting, catfish and utility models they have in stock and can help guide you to a boat that best fits your needs. They will take the necessary time to ensure you fully understand your new boat's features, performance and capabilities. Dealers offer a wide variety of boating items to add that personal touch to your investment, and a full spectrum of services by trained technicians to keep your boat in top shape so you are always ready to hit the water. Xpress Boats authorized dealers will address your warranty questions to better understand your boating concerns and get you back on the water fast. Whether chasing fish or fowl, our loyal customers have relied upon their local dealers for sales and service for 56 years.

Are you ready to join the Xpress Boats family?

Please visit [www.xpressboats.com/search-dealer](http://www.xpressboats.com/search-dealer) to locate your nearest authorized Xpress Boats dealer.



Install marine batteries



Regular maintenance on outboards and boats

## MAINTENANCE MATTERS®

GET THE MOST FROM YOUR OUTBOARD

Maintenance Matters is an essential online resource provided by Yamaha Outboards that helps boat owners properly maintain their outboard motors to get the most out of their investment. Visit [maintenance.yamahaoutboards.com](http://maintenance.yamahaoutboards.com) to learn more about corrosion prevention, fuel and electrical system, propeller solutions, engine oil and lube, lower unit, extended storage, capacities and specs, and more.







## BUILDING AN AFFINITY FOR XPRESS BOATS ON AND OFF THE WATER!

We've got you covered with XPress Boats apparel! Shop for hoodies, t-shirts, long-sleeve shirts, performance shirts, windbreakers, hats, and more. Enjoy best-in-class name brands that you know and love, such as AFTCO, Simms, Carhartt, and Richardson. Represent the original all-welded aluminum on and off the water!



Visit our online store at [XpressBoatsApparel.com](https://XpressBoatsApparel.com)





# HULL DESIGNS



HYPER-LIFT HULL

The Xpress Boat Hyper-Lift Hull is a marvel of engineering excellence, providing a lightning-fast hole shot, unbelievable turning and a smooth steady, dry ride. This hull is the finest platform for our high-performance boats.



SHALLOW WATER HULL

The Shallow Water Hull design has a 5" prop tunnel and rear flotation pods to optimize peak shallow water performance, so you can venture where fiberglass boats won't dare to go.



SKIFF HULL

The Xpress Boat Skiff Hull is a new design, expanding our stellar line of high-performance hulls. This shallow draft hull embodies all of the great qualities that make Xpress Boats the original and the best.



HD3 HULL

The Xpress Boats HD3 Hull is the latest in high-performance hulls specifically designed for outboard use in any hunting or fishing pursuit. Narrowing the beam and widening the bottom is the premise of this hull.



HD2 HULL

The Xpress Boats HD2 Hull has a greater enhanced V in the nose and a 10-degree deadrise transom, which allows it to cut through large waves with ease, hold on to sharp turns and provide a smooth ride.



HYPER-LIFT DB HULL

Unique and original to the hunting market, the Hyper-Lift DB Hull is fast, strong, and nimble. Its DNA stems from Xpress Boats high-performance line of bass, bay and crappie boats.



HYDRO-DYNAMIC HULL

The Hydro-Dynamic Hull is the muscle of the XP Series. Interconnecting longitudinal ribs and all-welded aluminum supports provide the HD hull with solid performance in virtually any water condition.



BAYOU MUD HULL

The Bayou Mud Hull is the perfect match for today's surface drive mud motors. Featuring an extremely shallow draft, this hull is designed to slide over submerged objects and vegetation and through mud. Xpress Bayou Boats: designed tough, loaded with excitement!

# PACKAGES

BASS

**6" FRAME XTREME TRAILER PACKAGE (REQ. TANDEM/BRAKE W/ALUM WHEELS) (X21PRO)**  
18" Aluminum Wheel Upp (2 Axles), Custom Tread Plate Tandem Fenders, HD Jack Stand, Flush Mounted Tail Lights and Backup Lights, Ratchet Buckles, and SeaDek Fender Pads.

**XTREME TRAILER PACKAGE (REQ. TANDEM/BRAKE W/ALUM WHEELS) (X19PRO)**  
18" Aluminum Wheel Upp (2 Axles), Custom Tread Plate Tandem Fenders, HD Jack Stand, Flush Mounted Tail Lights and Backup Lights, Ratchet Buckles and SeaDek Fender Pads.

**SPORTSMEN PACKAGE**  
Pro Series Console and Pro Steering Wheel, Large Tuck & Roll Seats, Minn Kota Max 70 52" Shaft Trolling Motor, Humminbird Helix 5 Chirp GPS, Livewell Divider, and Trim on the Bow.

**SALTWATER TRAILER PACKAGE**  
Composite Bunk Covers and Upgraded Bow Roller.

**6" FRAME XTREME TRAILER PACKAGE (REQ. TANDEM/BRAKE W/ALUM WHEELS)**  
18" Aluminum Wheel Upp (2 Axles), Custom Tread Plate Tandem Fenders, HD Jack Stand, Flush Mounted Tail Lights and Backup Lights, Ratchet Buckles, and SeaDek Fender Pads.

**BAY STAINLESS PACKAGE**  
6 Stainless Rod Holders, Stainless Cup Holder Upps., 4 Stainless Cleats, Stainless Steering Wheel, and Stainless Leaning Post w/o Foot Rest.

**XTREME BAY STAINLESS PACKAGE**  
Bay Stainless Package, Upgrade SS Leaning Post to Include Backrest & Footrest, and 2 Additional Stainless Cleats Midship.

BAY/SKIFF

**LIMITED EDITION (LE) PACKAGE**  
Elite Pkg, Auto Bilge, Fold Down to Euro Upp, Ultrex 80/MDI/ IP 52" Upp, 10' Talon w/ Bracket, Bow Panel w/ Cupholder, Helix 10 Chirp MSI Upp in Console, Helix 10 Chirp MDI at Bow, Ethernet Cable, SS Switches, and LE Throttle Bracket.

**SPORTSMEN PACKAGE**  
Pro Series Console and Pro Steering Wheel, Large T & R Seats, Minn Kota Max 70 52" Shaft Trolling Motor, Humminbird Helix 5 Chirp GPS, L/W Divider, and Trim on the Bow.

CRAPPIE

CATFISH

**ELITE PACKAGE**  
Center Seat for T&R, 3 Bank Charger Upp, Lights in LW & Storage, and 6 Ga. Wiring Upp., Elite Steering Wheel, Fortrex 80 Upp, and Helix 9 Chirp MSI Upp in Console.

**LIMITED EDITION (LE) PACKAGE**  
Elite Pkg, Auto Bilge, Fold Down to Euro Upp, Ultrex 80/MDI/ IP 52" Upp, 10' Talon w/ Bracket, Bow Panel w/ Cupholder, Helix 10 Chirp MSI Upp in Console, Helix 10 Chirp MDI at Bow, Ethernet Cable, SS Switches, and LE Throttle Bracket.

**HIGH-PERFORMANCE PACKAGE (X19PRO & X21PRO)**  
10" Jack Plate, SeaStar Hydraulic Steering Upp, Blinker Trim, and Hot Foot.

**REDFISH PACKAGE**  
Two Tone Paint, Minn Kota Riptide 70 Trolling Motor Upp., Trim on the Bow, Humminbird Helix 5 Graph Upp., and Aluminum Wheel Upgrade (1 Axle).

**XTREME REDFISH PACKAGE**  
Redfish Pkg, Minn Kota Riptide 80 Trolling Motor Upp., Humminbird Helix 9 Chirp GPS Graph Upp., 2 Bank Charger, and 6 Gauge Wire Upp.

**MARSH PACKAGE**  
Redfish Pkg, Bay Stainless Pkg, 6" Atlas Hyd. Jack Plate, Trim Gauge, Water PSI Gauge, Livewell Timer, Recirculating Baitwell, Auto Bilge, and 2 Euro Seats Upp.

**XTREME MARSH PACKAGE**  
Marsh Pkg, Xtreme Bay Stainless Pkg Upp., Minn Kota Riptide 80, Humminbird Helix 9 Chirp GPS Graph, 2 Bank Charger, and 6 Gauge Wire Upp.

**ELITE PACKAGE**  
Center Seat for T&R, 3 Bank Charger Upp, Lights in LW & Storage, and 6 Ga. Wiring Upp., Elite Steering Wheel, Fortrex 80 Upp, and Helix 9 Chirp MSI Upp in Console.

**BASS BOAT PACKAGE**  
Paint Upp., Bass Graphics, and Aluminum Wheels.

**APPEARANCE PACKAGE (MUST UPG. TO EURO FISH SEAT)**  
Custom SeaDek Liner, Matching Seat Trim, and Matching Graphics. Available in Lime, Bahama, Orange, Red, Blue and Seafoam.

**BASS BOAT PACKAGE**  
Paint Upgrade, Bass Graphics and Aluminum Wheels.

**DUCK BOAT PACKAGE**  
Xpress Camo Paint Upgrade.

**SALTWATER TEAM PACKAGE**  
Xtreme Marsh Pkg, 2 10' Talons with Brackets, RT112ST w/ i-Pilot Upp., Lights in Livewells, Storage Boxes & Int., 12" Seastar Hyd. Jack Plate Upp., Radio w/ 2 Speakers, Humminbird Helix 12 Chirp MSI Upp., and 3 Bank Upp.

**APPEARANCE PACKAGE (MUST UPG. TO EURO FISH SEAT)**  
Custom SeaDek Liner, Matching Seat Trim, and Matching Graphics. Available in Lime, Bahama, Orange, Red, Blue and Seafoam.

**H190B ELECTRONICS PACKAGE**  
2 Bank Charger, Minn Kota Riptide 70 Trolling Motor Upp., Trim on the Bow, Helix 5 Graph Upp., and Aluminum Wheel Upgrade (1 Axle).

**APPEARANCE PACKAGE (MUST UPG. TO EURO FISH SEAT)**  
Custom SeaDek Liner, Matching Seat Trim, and Matching Graphics. Available in Lime, Bahama, Orange, Red, Blue and Seafoam.




# ACCESSORIES




CENTER CONSOLE BAY DASH W/SEADEK TOP STORAGE (H BAY & SW BAY ONLY)




APP-PACKAGE BUCKET SEATS W/BADGE LOGO



SEADEK CENTER SEAT OPTION FOR X BASS



SEADEK CENTER SEAT FOR H BASS



PRO SERIES BATTERY SWITCH BOARD



ELITE PACKAGE STEERING WHEEL



LE PACKAGE STEERING WHEEL



PRO STEERING WHEEL




CENTER CONSOLE W/TOE KICK FEATURE (X23B & X21B ONLY)



SEADEK ACCENT TRIM KIT (X19 & X21 ONLY)



WET SOUNDS AUDIO SYSTEM W/RGB UNDER RAIL LIGHTS




SEADEK LID SOUND DAMPENERS



PRO SERIES SWITCH PANEL & BREAKER

## ACCESSORY RAIL SYSTEM

Attach multiple accessories to Xpress Boats customized rail system including all-in-one convenience station and mud boat grab rail.



REMOTE LIVE-WELL DRAIN VALVE



FRONT DECK JUMP SEAT



JUMP SEAT COOLER



WALKBOARD W/CUPHOLDER



TROLLING MOTOR SLIDE BRACKET




POWER-POLE 10' BLADE SHALLOW WATER ANCHOR



ROD HOLDER



SEELITE LED LIGHT BAR



TRANSOM STEP



SS LEANING POST W BACKREST GREY




SS LEANING POST W BACKREST TAN



BAY SS LEANING POST



MINN KOTA TALONS



POLING PLATFORM



WET SOUNDS AUDIO SYSTEM




GUN BOX



CONVENIENCE STATION



EXCLUSIVE PASSENGER CONSOLE & GLOVE BOX



XPRO LE BOW PANEL



SS BOARDING LADDER



XBAY RADIUS ROD BOXES



TAN BUCKET SEATS



XTREME CONVENIENCE STATION



MESH DECOY BAG



SHALLOW WATER BAY TUNNEL



ATLAS HYDRAULIC JACK PLATE




SHALLOW WATER POD & TALON BRACKET



WASHOUT STATION




FISH RULER



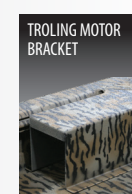
GUN HOLDER



ALUMINUM CENTER CONSOLE



MUD GRAB RAIL



TROLLING MOTOR BRACKET



# xpress boats 2023 CATALOG



Xpress Boats • 199 Extrusion Place • Hot Springs, AR 71901

[www.xpressboats.com](http://www.xpressboats.com)

Best-in-class partners featuring:



Printed in the U.S.A. 2023 Xpress Boats, Inc. All specifications, features, equipment, technical data, options, color, and trim in this brochure are based on the latest information available at time of printing. Xpress Boats reserves the right to make changes or alterations at any time, without notice. Some boats may be shown with optional equipment available at additional costs.